TFKable

Connecting globally



PUMP Cables

TELE-FONIKA Kable

TELE-FONIKA Kable S A, a privately held wire and cable manufacturer headquartered in Myślenice, Poland, is one of the largest wire and cable companies in the world. TF operates 8 plants in Central and Eastern Europe with a distribution network stretching 90 countries. Formed through a series of acquisitions and mergers, TFKable has developed world-class technology centers of excellence with state of the art manufacturing operations. Founded in 1992, TFKable grew rapidly and the operations today are a result of internal development projects supported by strategic investments.

TF is the leading medium and high voltage cable manufacturer in Europe with significant market share in rubber insulated portable power cables used by HEAVY INDUSTRY & MINING. Additionally, the company manufactures products for the TELECOMMUNICATION, SHIP BUILDING, ELECTRONIC and ENERGY sectors.

All manufacturing facilities are ISO 9001 and ISO 14001 certified. All products are manufactured to public, utility and industrial standards including ICEA, IEEE, and ASTM. TELE-FONIKA has over 380 individual certificates issued by more than 30 certification bodies which include UL, CSA, MSHA, SABS, VDE, etc.

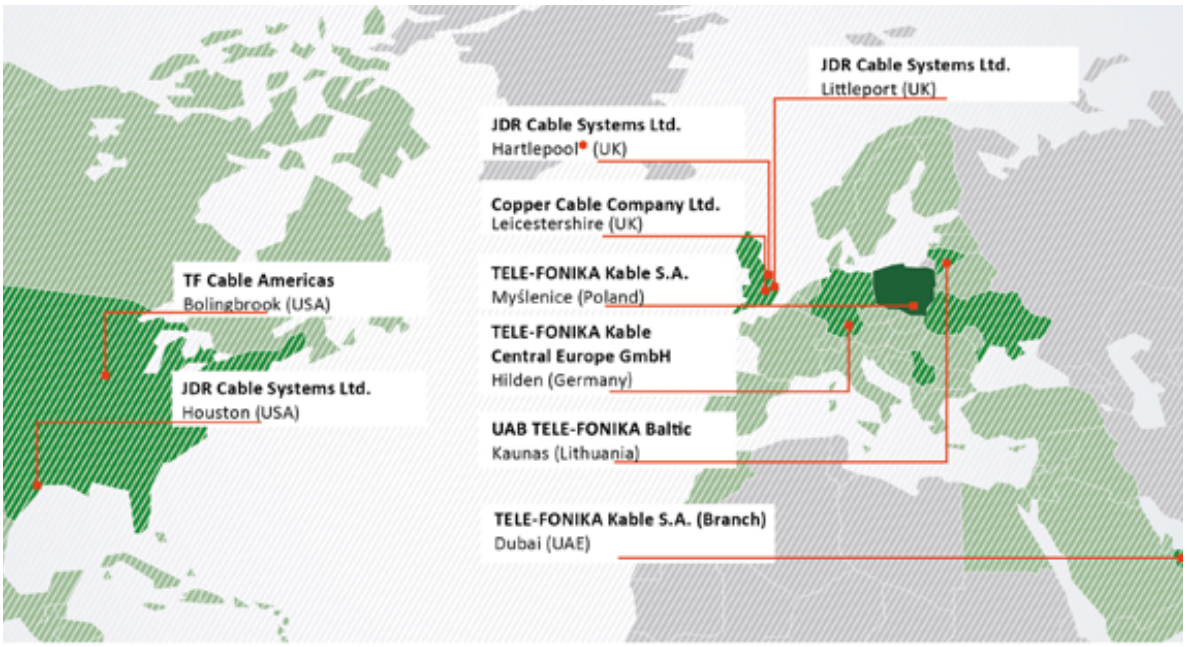

* **JDR Cable Systems Ltd. (Sales Representative)** United States, UK

TELE-FONIKA Cable Americas

TELE-FONIKA Cable AMERICAS (TF Kable) is a US firm with corporate offices and main facility located in Bolingbrook, IL and is a wholly owned subsidiary of TELE-FONIKA Kable SA. TELE-FONIKA, one of the largest manufacturers of wire and cable in the world, is a fully integrated manufacturer recognized by the industry as a world class producer of quality wire and cable products. The company specializes in electrical wire and cable for MINING, HEAVY INDUSTRY, UTILITY and ENERGY applications utilizing materials to meet strict mechanical and electrical performance requirements.

TELE-FONIKA Kable GROUP KEY STATISTICS

- 1 billion USD in annual turnover
- 3rd largest wire and cable supplier in Europe and one of the TOP global producers
- No. 1 European POWER CABLE SUPPLIER
- 3000 Group Employees
- 15 Global Facilities
- 25,000 Different types of wire and cable constructions
- Sales & Distribution network stretching 90 countries

TFKable is the submersible pump power solution

Flat Submersible Pump Cable

EPR/CPE/TPU 600V

Based on: ASTM B3, ICEA S-75-381

CONSTRUCTION

Conductors	Soft drawn flexible stranded bare copper wires
Separator	A suitable tape separator between the conductor and insulation
Insulation	Ethylene-propylene rubber (EPR)
Circuit identification	Black, red, yellow
Grounding conductor	Soft drawn flexible stranded bare copper wires. Insulation color: green-yellow
Assembly	Three power and grounding conductor shall be laid parallel. Polyester tape applied over each conductor
Internal layer of jacket	A blue heavy duty, CPE thermosetting compound
Outer layer of jacket	A clear, abrasion resistant TPU (Polyurethane) jacket

Conductor Size	Power Conductor Stranding	Nominal Thickness of Insulation	Nominal Thickness of Internal Jacket	Nominal Thickness of Outer Jacket	Approx. Dimensions	Approx. weight	Ampacity (1)
Cores number x AWG	**nb x inch**	**Inches**	**Inches**	**Inches**	**Inches**	**lbs. /1000ft.**	**A**
3 x 6AWG	259 x 0.01	0.045	0.045	0.045	0.51 x 1.12	503	75
3 x 4AWG	412 x 0.01	0.045	0.045	0.045	0.54 x 1.20	674	95
3 x 2AWG	636 x 0.01	0.045	0.045	0.060	0.62 x 1.43	970	130
3 x 2/0AWG	1261 x 0.01	0.055	0.060	0.060	0.81 x 1.94	1856	195
3 x 4/0AWG	2007 x 0.01	0.055	0.060	0.060	0.88 x 2.85	3417	260
3 x 2AWG + 5AWG	636 x 0.01	0.045	0.045	0.060	0.60 x 1.77	1236	130
3 x 1/0AWG + 3AWG	1056 x 0.01	0.055	0.060	0.060	0.72 x 2.17	1922	170
3 x 2/0AWG + 2AWG	1261 x 0.01	0.055	0.060	0.060	0.77 x 2.39	2302	195
3 x 4/0AWG + 1/0AWG	2007 x 0.01	0.055	0.060	0.060	0.88 x 2.85	3417	260

Pump Cable Rubber Jacketed
2000V

ICEA S-75-381/NEMA WC-58, ASTM B3

CONSTRUCTION

Conductors	Annealed flexible stranded bare copper in accordance with ASTM B-172 and ICEA S-75-381
Separator	A suitable tape separator between the conductor and insulation
Insulation	Ethylene-propylene rubber (EPR)
Circuit identification	Color coding of power conductors shall be black, red, yellow
Grounding conductor	Annealed bare copper as per Tab.3-12 of ICEA S-75-381. Insulation color: green-yellow
Assembly	Three power and grounding conductor cabled together with rubber fillers Single faced rubber filled binder tape applied overall
Jacket	A CPE thermosetting compound, heavy duty in accordance with par. 3.21 of ICEA S-75-381
Color of jacket	Black; Other colors available

Conductor Size	Power Conductor Stranding	Grounding Conductor	Nominal Thickness of Insulation	Approx. O.D.	Approx. Weight	Ampacity (1) 40ªC Ambient Temp.
Cores number x AWG	**nb x inch**	**nb x inche**	**Inches**	**Inches**	**lbs./1000ft**	**A**
3 x 8AWG + 10AWG	166x0.01	104x0.01	0.06	1.01	590	54
3 x 6AWG + 8AWG	259x0.01	166x0.01	0.06	1.10	758	72
3 x 4AWG + 7AWG	412x0.01	210x0.01	0.06	1.14	929	93
3 x 2AWG + 5AWG	259x0.02	340x0.01	0.06	1.27	1283	106
3 x 1AWG + 4AWG	322x0.02	412x0.01	0.08	1.48	1703	143
3 x 1/0AWG + 3AWG	414x0.02	525x0.01	0.08	1.61	2064	165
3 x 2/0AWG + 2AWG	522x0.02	259x0.02	0.08	1.72	2468	192
3 x 3/0AWG + 1AWG	658x0.02	332x0.02	0.08	1.88	3003	221
3 x 4/0AWG + 2/0AWG	829x0.02	522x0.02	0.08	2.03	3697	255
3 x 250MCM + 2/0AWG	973x0.02	522x0.02	0.095	2.53	4935	280
3 x 350MCM + 3/0AWG	1361x0.02	658x0.02	0.095	2.78	6335	335
3 x 500MCM + 250AWG	1921x0.02	973x0.02	0.095	3.22	8688	395

Flat Pump Cable With Ground

2000V

Based on: ASTM B3, UL 44, ICEA S-75-381

CONSTRUCTION

Conductors	Soft drawn flexible stranded bare copper wires
Separator	A suitable tape separator between the conductor and insulation
Insulation	Ethylene-propylene rubber (EPR)
Circuit identification	Black, red, yellow
Grounding conductor	Soft drawn flexible stranded bare copper wires Insulation color: green-yellow
Assembly	Three power and grounding conductor shall be laid parallel. Single faced rubber filled binder tape applied over each conductor
Jacket	Black heavy duty, CPE thermosetting compound

APPROVALS

UL	E193954
MSHA	P-07-KA060001

Conductor Size	Power Conductor Stranding	Nominal Thickness of Insulation	Approx. Dimensions	Approx. Weight	Ampacity (1) 40ºC Ambient Temp.
Cores number x AWG	**nb x inch**	**Inches**	**Inches**	**bs./1000ft**	**A**
3 x 6AWG + 8AWG	259 x 0.01	0.07	0.60 x 1.72	810	75
3 x 4AWG + 6AWG	412 x 0.01	0.07	0.67 x 1.87	1090	95
3 x 2AWG + 5AWG	259 x 0.0159	0.07	0.72 x 2.08	1425	130
3 x 1AWG + 4AWG	332 x 0.0159	0.09	0.82 x 2.41	1865	145
3 x 1/0AWG + 3AWG	414 x 0.0159	0.09	0.87 x 2.58	2216	170
3 x 2/0AWG + 2AWG	522 x 0.0159	0.09	0.85 x 2.70	2640	195
3 x 4/0AWG + 1/0AWG	829 x 0.0159	0.09	1.14 x 3.37	4034	260
3 x 250MCM + 2/0AWG	973 x 0.0159	0.105	1.33 x 3.89	5110	290
3 x 350MCM + 3/0AWG	1361 x 0.0159	0.105	1.41 x 4.28	6392	350
3 x 500MCM + 250MCM	1921 x 0.0159	0.105	1.56 x 4.89	8487	430

Flat Pump Cable Without Ground

3/c 2000V

Based on: ASTM B3, UL 44, ICEA S-75-381

CONSTRUCTION

Conductors	Soft drawn flexible stranded bare copper wires
Separator	A suitable tape separator between the conductor and insulation
Insulation	Ethylene-propylene rubber (EPR)
Circuit identification	Black, red, yellow
Assembly	Three power conductors shall be laid parallel. Single faced rubber filled binder tape applied over each conductor
Jacket	Black heavy duty, CPE thermosetting compound

APPROVALS

UL	E193954
MSHA	P-07-KA060001

Conductor Size	Power Conductor Stranding	Nominal Thickness of Insulation	Approx. Dimensions	Approx. Weight	Ampacity (1) 40ªC Ambient Temp.
Cores number x AWG	**nb x inch**	**Inches**	**Inches**	**bs./1000ft**	**A**
3 x 6AWG	259 x 0.01	0.07	0.60 x 1.35	585	75
3 x 4AWG	412 x 0.01	0.07	0.67 x 1.47	802	95
3 x 2AWG	259 x 0.0159	0.07	0.72 x 1.63	1070	130
3 x 1AWG	322 x 0.0159	0.09	0.82 x 1.88	1392	145
3 x 1/0AWG	414 x 0.0159	0.09	0.87 x 2.01	1657	170
3 x 2/0AWG	522 x 0.0159	0.09	0.85 x 2.08	1840	195
3 x 4/0AWG	829 x 0.0159	0.09	1.14 x 2.63	3042	260
3 x 250MCM	973 x 0.0159	0.105	1.33 x 3.04	3795	290
3 x 350MCM	1361 x 0.0159	0.105	1.41 x 3.32	4795	350
3 x 500MCM	1921 x 0.0159	0.105	1.56 x 3.78	6354	430

Features

- Excellent flexibility
- Oil and heat resistant
- Rated and flexible at –40°C to 90°C
- Suitable for shallow water immersion
- Water, ozone, sun, weather and flame resistant
- Ink jet or indeed printed for easy identification

Approvals & Applications

UL: E193954 **MSHA:** P-07-KA060001

- For use in salt water well applications
- For supplying power to pumps
- Other industrial applications

Standard Construction

1. CONDUCTOR Soft drawn flexible stranded bare copper wires
2. SEPARATOR A suitable tape separator between the conductor and insulation
3. INSULATION Ethylene-propylene rubber (EPR)
4. GROUNDING CONDUCTOR Soft drawn flexible stranded bare copper wires. Insulation color: green-yellow
5. ASSEMBLY Three power and grounding conductor laid parallel, polyester tape applied over each conductor
6. INTERNAL LAYER OF JACKET A blue heavy duty, CPE thermosetting compound
7. OUTER LAYER OF JACKET A clear, abrasion resistant TPU (Polyurethane) jacket



1. CONDUCTOR Soft drawn flexible stranded bare copper wires
2. SEPARATOR A suitable tape separator between the conductor and insulation
3. INSULATION Ethylene-propylene rubber (EPR)
4. ASSEMBLY Three power and grounding conductor laid parallel. Single faced rubber filled binder tape applied over each conductor
5. JACKET Black heavy duty, CPE thermoset compound

Notes

Notes

TELE-FONIKA Cable Americas
555 Remington Blvd., Suite A
Bolingbrook, Illinois 60440
(630)406-9000 phone
(630)406-6574 fax
www.tfcable.com

TELE-FONIKA Kable S.A.

ul. Hipolita Cegielskiego 1
32-400 Myślenice, Poland
T. (+48) 12 652 5000
F. (+48) 12 652 5156

info@tfkable.com

www.tfkable.com